

Scaled data based on original data using
LM-79-08 Approved Method: Electrical and Photometric Measurements of Solid-State
Lighting Products

Test Report Prepared for
Cooper Lighting Solutions
(formerly Eaton)

Brand: INVUE

Report Number: P95372

Luminaire Tested: **VFS-K-B20-7-LED-E1-MSR-SG**

Issue Date: 03/03/2020

Test Information

Test Method: LM-79-08
Report Number: P95372
REPORT SCALED FROM IESNA LM79-08 TEST DATA (P22804)
Test Lab: INNOVATION CENTER
Issue Date: 03/03/2020
Manufacturer: COOPER LIGHTING SOLUTIONS (FORMERLY EATON)
Product Line: INVUE
Catalog Number: VFS-K-B20-7-LED-E1-MSR-SG
Description: ARCHITECTURAL FLOOD LUMINAIRE
MEDIUM SYMMETRIC ROUND WITH SOFTENING GLASS DISTRIBUTION
WITH 20 LED'S, 700mA DRIVE CURRENT
Light Source: -
Ballast/Driver: -

Summary

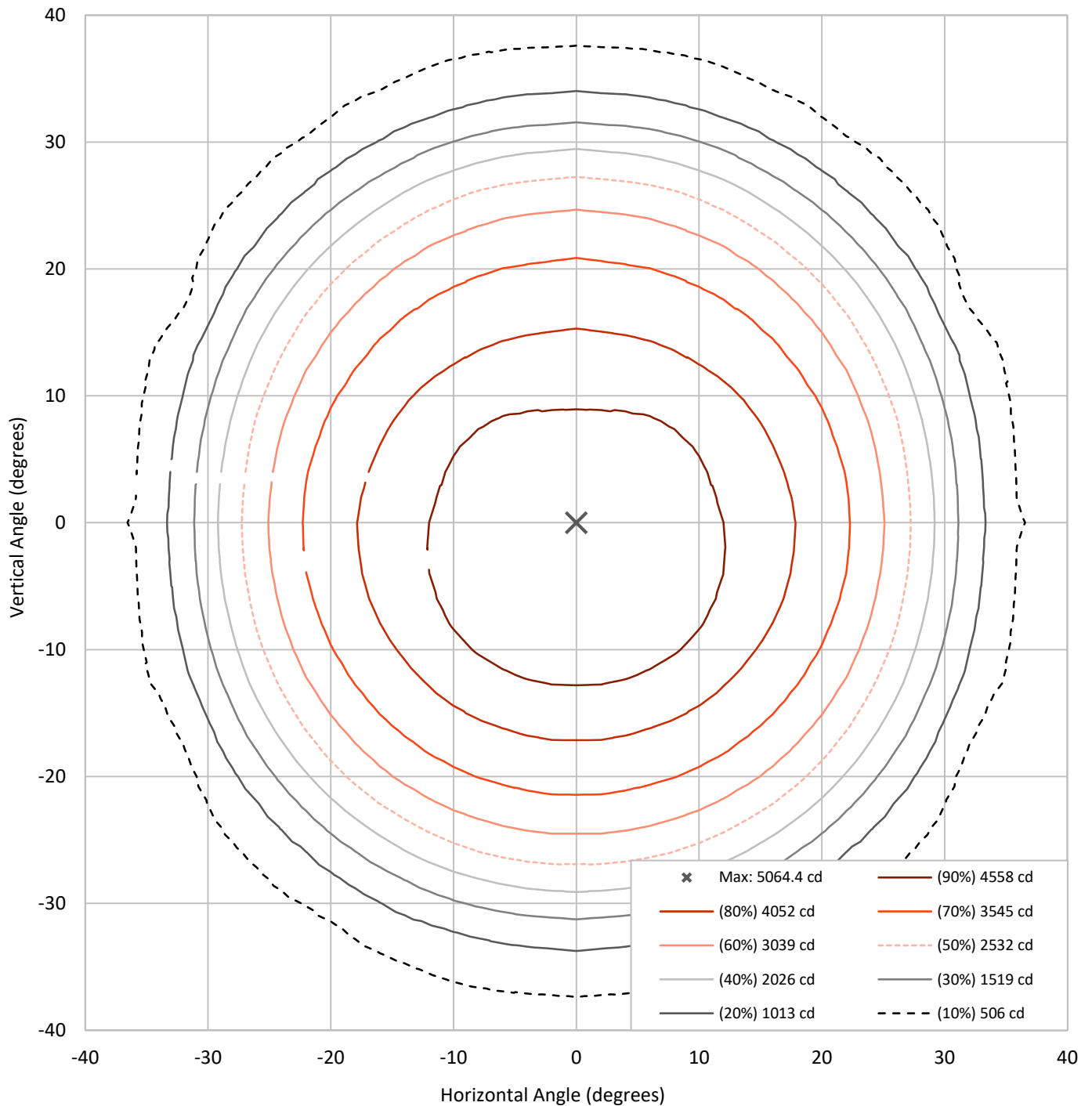
Lumens per Lamp:	N/A	NEMA Type:	5H x 5V
Luminaire Lumens:	3670.7 lumens	Max Intensity:	5064.4 candela
Efficiency:	N/A	Max Intensity Angle:	0°H x 0°V
Efficacy:	75.5 lumens/watt		
Luminous Opening:	(L: 0.83 ' x W: 0 ' x H: 0.5 ')		
Beam Angle (50%):	54.5°H x 54.2°V	Field Angle (10%):	73°H x 74.6°V
Beam Lumens:	2574.5 lumens	Field Lumens:	3415.8 lumens
Beam Efficiency:	70.1%	Field Efficiency:	93.1%

Input Watts (W): 48.6
Input Voltage (V): NR
Input Current (A_{in}): NR
Voltage Rise (V): NR
Power Factor: NR
Total Harmonic Distortion (THDi): NR
Frequency (hertz): 60
Stabilization Time: NR
Operation Time: NR
Ambient Temperature (°C): NR
Test Distance: 25 FT



REPORT NUMBER: P95372
CATALOG NUMBER: VFS-K-B20-7-LED-E1-MSR-SG

Iso-Candela Plot





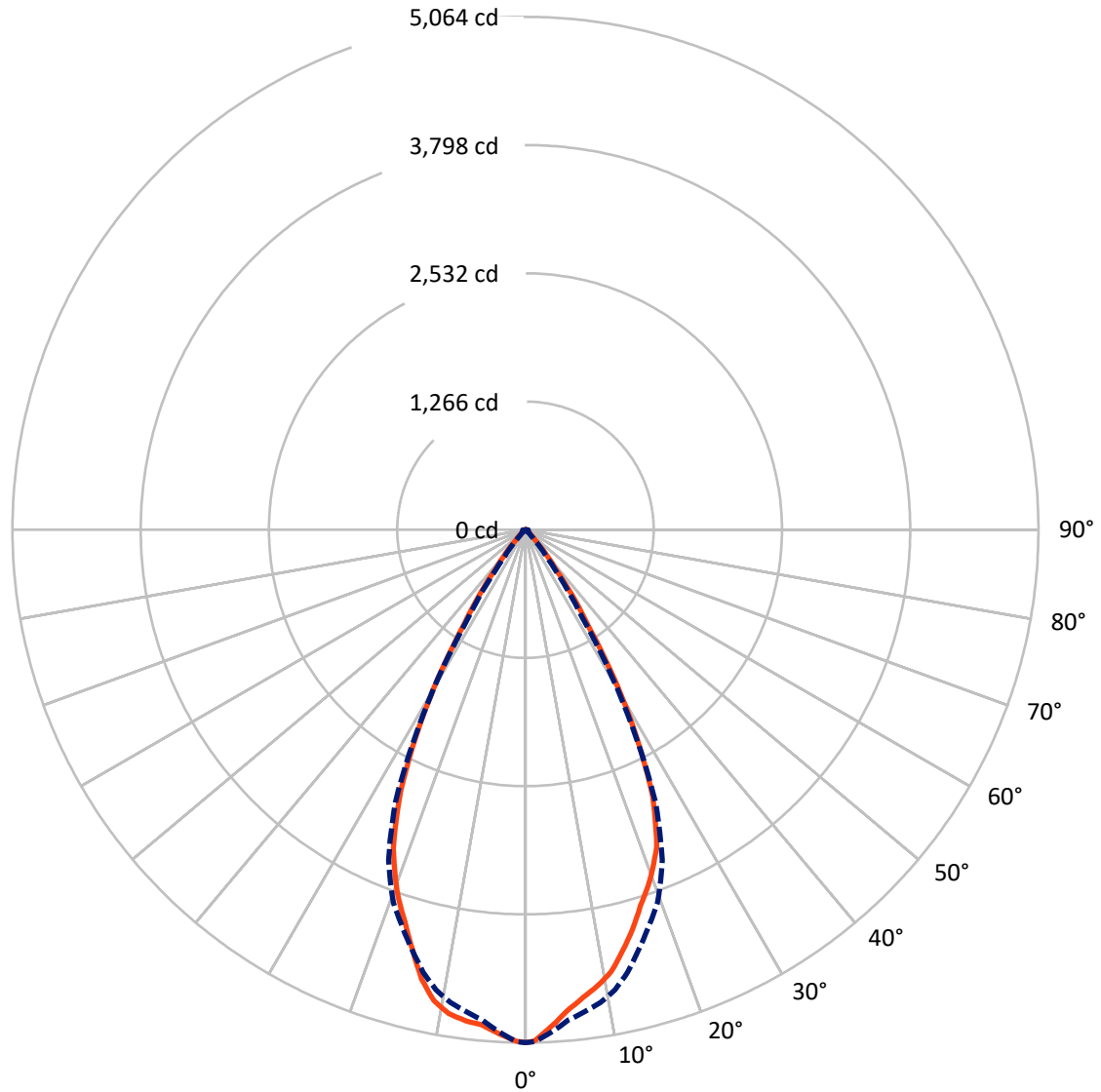
REPORT NUMBER: P95372
 CATALOG NUMBER: VFS-K-B20-7-LED-E1-MSR-SG

Lumen Table

90	0.6	1.8	2.6	2.4	1.4	2.4	2.6	1.8	0.6										
80	0.6	1.8	2.6	2.4	1.4	2.4	2.6	1.8	0.6										
70	0.7	0.4	0.6	0.7	0.6	0.6	0.6	0.6	0.6	0.6	0.6	0.7	0.6	0.4	0.7				
60		0.4	0.6	0.6	0.6	0.8	0.9	1.0	1.0	0.9	0.8	0.6	0.6	0.6		0.4			
50	0.7	0.4	0.5	0.5	0.8	1.3	2.4	3.7	3.7	2.4	1.3	0.8	0.5	0.5	0.4	0.7			
40		0.4	0.5	0.6	1.4	5.1	15.6	26.0	26.0	15.6	5.1	1.4	0.6	0.5	0.4				
30	0.6	0.4	0.5	0.8	4.0	24.3	61.2	84.6	84.6	61.2	24.3	4.0	0.8	0.5	0.4	0.6			
20		0.4	0.4	1.2	10.8	57.5	103.3	121.2	121.2	103.3	57.5	10.8	1.2	0.4	0.4				
10	0.6	0.3	0.4	1.5	18.0	78.7	122.2	142.5	142.5	122.2	78.7	18.0	1.5	0.4	0.3	0.6			
0		0.3	0.4	1.5	18.0	79.0	124.1	147.1	147.1	124.1	79.0	18.0	1.5	0.4	0.3				
-10	0.6	0.4	0.4	1.2	10.8	57.4	105.2	127.2	127.2	105.2	57.4	10.8	1.2	0.4	0.4	0.6			
-20		0.4	0.4	0.8	3.9	23.9	60.2	84.2	84.2	60.2	23.9	3.9	0.8	0.4	0.4				
-30	0.7	0.4	0.5	0.6	1.4	4.9	14.6	24.6	24.6	14.6	4.9	1.4	0.6	0.5	0.4	0.7			
-40		0.4	0.5	0.5	0.8	1.3	2.3	3.4	3.4	2.3	1.3	0.8	0.5	0.5	0.4				
-50	0.7	0.4	0.6	0.6	0.6	0.8	0.9	1.0	1.0	0.9	0.8	0.6	0.6	0.6	0.4	0.7			
-60		0.4	0.6	0.7	0.6	0.6	0.6	0.6	0.6	0.6	0.6	0.6	0.7	0.6	0.4				
-70	0.6	0.4	0.5	0.6	1.4	4.9	14.6	24.6	24.6	14.6	4.9	1.4	0.6	0.5	0.4	0.6			
-80		0.4	0.5	0.5	0.8	1.3	2.3	3.4	3.4	2.3	1.3	0.8	0.5	0.5	0.4				
-90	0.6	1.8	2.7	2.4	1.4	2.4	2.7	1.8	0.6										

REPORT NUMBER: P95372
CATALOG NUMBER: VFS-K-B20-7-LED-E1-MSR-SG

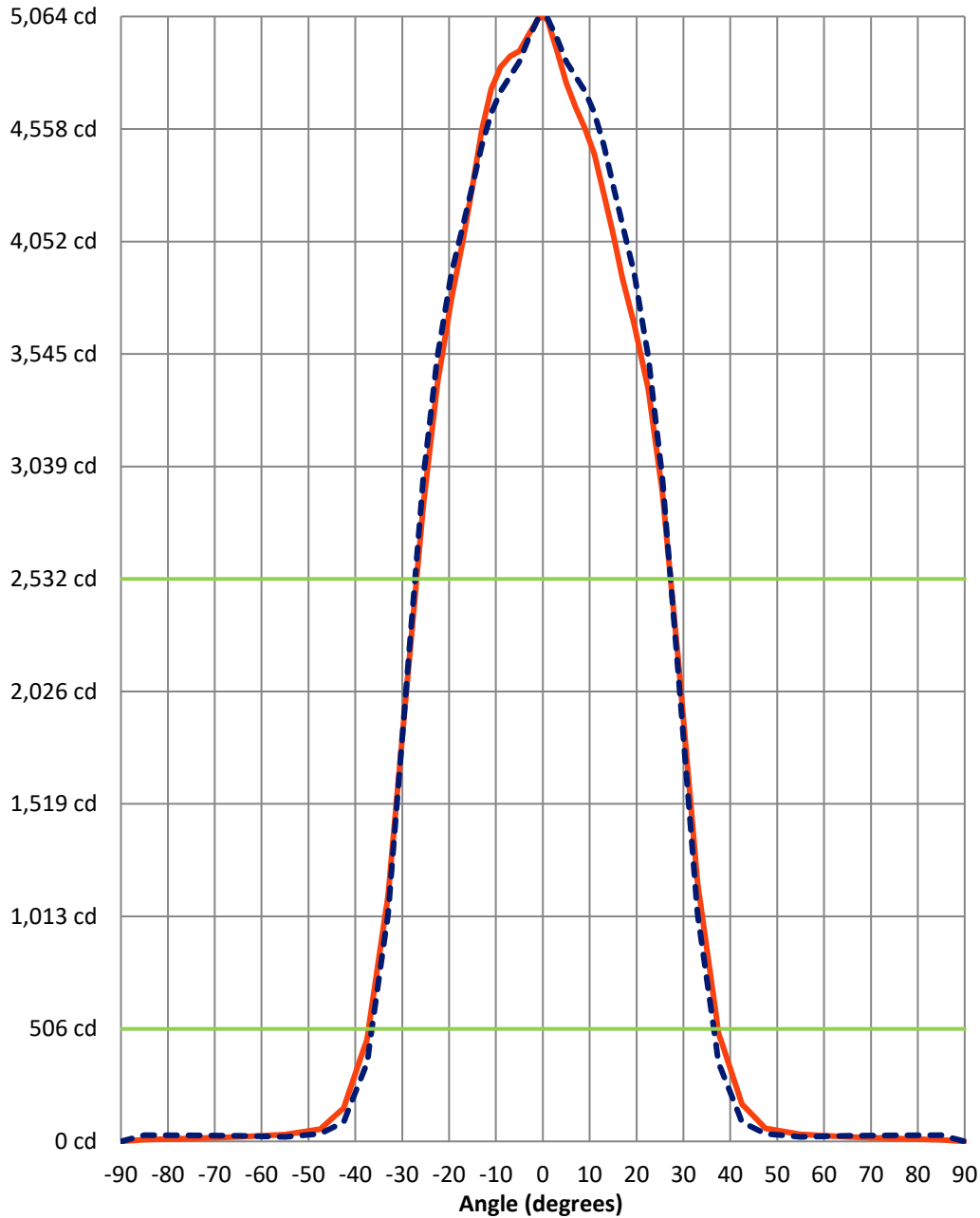
Luminous Intensity Polar Plot



— Vertical Distribution Through 0-Deg - - - Horizontal Distribution Through 0-Deg

REPORT NUMBER: P95372
 CATALOG NUMBER: VFS-K-B20-7-LED-E1-MSR-SG

Luminous Intensity Plot



Beam:
 H Angle: 54.5°
 V Angle: 54.2°
 Lumens: 2574.5
 Efficiency: 70.1%

Field:
 H Angle: 73°
 V Angle: 74.6°
 Lumens: 3415.8
 Efficiency: 93.1%

Spill:
 Lumens: 254.9
 Efficiency: 6.9%

— Vertical Distribution through 0-Deg
 - - Horizontal Distribution through 0-Deg



REPORT NUMBER: P95372

CATALOG NUMBER: VFS-K-B20-7-LED-E1-MSR-SG

FIELD
BEAM

CANDELA DISTRIBUTION:

	0°	1°	3°	5°	7°	9°	11°	13°	15°	17°	19.5°
90°	0.0	0.0	0.0	0.0	0.0	0.0	0.0	0.0	0.0	0.0	0.0
85°	7.0	7.0	10.5	9.6	10.5	18.4	25.4	28.9	29.8	30.7	31.6
75°	13.2	13.2	13.2	14.0	14.9	14.9	14.9	14.9	14.0	14.0	14.9
65°	20.2	20.2	20.2	20.2	20.2	20.2	21.0	21.0	21.0	21.0	20.2
55°	31.6	31.6	31.6	31.6	30.7	30.7	30.7	29.8	29.8	29.8	28.9
47.5°	58.8	57.9	57.9	57.9	57.0	54.4	51.7	49.1	46.5	43.8	41.2
42.5°	167.5	164.0	157.9	156.1	148.2	142.1	128.0	114.0	99.1	85.1	71.9
37.5°	487.6	480.6	466.5	467.4	431.5	409.5	371.8	323.6	216.6	209.6	186.8
33°	1166.3	1138.3	1121.6	1099.7	1016.4	937.5	855.0	749.8	649.8	553.4	435.8
29°	2143.3	2115.2	2086.3	2033.7	1949.5	1808.3	1672.4	1483.8	1279.5	1076.9	858.5
25.5°	2922.9	2899.2	2877.3	2818.5	2750.1	2620.3	2480.9	2271.3	2025.8	1764.4	1426.8
22.5°	3385.9	3369.3	3350.0	3307.0	3247.4	3140.4	3023.7	2852.7	2630.9	2366.0	1988.1
19.5°	3677.1	3665.7	3646.4	3620.9	3589.4	3513.1	3426.3	3297.3	3118.4	2886.1	2523.0
17°	3884.0	3875.3	3853.3	3822.6	3791.1	3727.1	3657.8	3555.2	3410.5	3216.7	2891.3
15°	4084.9	4069.9	4045.4	4007.7	3964.7	3884.0	3803.4	3716.5	3594.6	3427.1	3129.9
13°	4266.4	4257.6	4250.6	4204.1	4148.9	4050.7	3958.6	3862.1	3744.6	3592.0	3325.4
11°	4444.4	4437.4	4434.8	4392.7	4339.2	4233.9	4120.8	4006.8	3872.6	3722.7	3491.2
9°	4559.3	4554.0	4558.4	4543.5	4508.4	4403.2	4281.3	4139.2	3995.4	3854.2	3624.5
7°	4655.8	4649.6	4663.6	4660.1	4633.8	4545.3	4415.5	4255.0	4087.5	3944.5	3715.7
5°	4765.4	4754.0	4747.8	4737.3	4718.0	4645.2	4516.3	4352.3	4176.1	4016.5	3801.6
3°	4911.8	4901.3	4857.5	4800.4	4763.6	4688.2	4570.7	4419.0	4244.5	4075.2	3859.5
1°	5048.6	5033.7	4951.3	4852.2	4783.8	4715.4	4615.4	4471.6	4292.7	4119.9	3902.4
0°	5064.4	5055.6	4967.1	4861.8	4794.3	4727.7	4629.4	4485.6	4304.1	4126.1	3907.7
-1°	5053.0	5046.9	4968.8	4873.2	4808.3	4743.4	4639.1	4490.9	4300.6	4126.9	3903.3
-3°	4983.7	4984.6	4956.5	4904.8	4847.8	4782.0	4660.1	4489.1	4293.6	4111.2	3880.5
-5°	4909.2	4918.0	4930.2	4922.3	4884.6	4778.5	4626.8	4447.9	4260.2	4076.1	3837.6
-7°	4884.6	4891.7	4911.8	4903.9	4853.1	4733.8	4563.7	4373.4	4190.1	4009.4	3767.4
-9°	4837.3	4846.9	4849.6	4824.1	4740.8	4612.8	4437.4	4251.5	4079.6	3907.7	3656.0
-11°	4738.2	4747.0	4727.7	4671.5	4571.6	4450.5	4286.6	4113.8	3966.5	3803.4	3533.2
-13°	4554.0	4562.8	4527.7	4459.3	4358.5	4251.5	4119.1	3969.1	3828.8	3651.6	3364.0
-15°	4301.5	4313.7	4279.5	4219.9	4141.9	4057.7	3940.2	3806.0	3665.7	3468.4	3149.1
-17°	4061.2	4071.7	4048.0	3998.9	3932.3	3860.4	3755.1	3617.4	3457.0	3243.0	2896.6
-19.5°	3792.8	3802.5	3777.9	3735.8	3666.5	3585.9	3473.6	3324.5	3133.4	2891.3	2513.4
-22.5°	3408.7	3422.8	3388.6	3337.7	3256.1	3164.1	3008.8	2824.7	2608.1	2342.3	1961.7
-25.5°	2862.4	2885.2	2851.9	2794.0	2692.3	2575.6	2416.9	2214.3	1982.8	1723.2	1392.6
-29°	2051.2	2041.5	2012.6	1953.9	1851.3	1749.5	1596.1	1420.7	1239.1	1042.7	826.1
-33°	1109.3	1083.0	1059.4	1021.7	956.8	882.2	805.9	715.6	627.9	534.9	342.9
-37.5°	460.4	448.1	441.1	426.2	409.5	381.5	349.0	270.1	212.2	199.9	172.8
-42.5°	150.0	144.7	143.8	139.4	135.9	128.0	114.9	103.5	92.1	78.9	67.5
-47.5°	55.2	54.4	54.4	54.4	53.5	51.7	49.1	47.4	44.7	43.0	41.2
-55°	30.7	30.7	30.7	30.7	30.7	30.7	29.8	29.8	29.8	29.8	28.9
-65°	20.2	20.2	20.2	20.2	20.2	20.2	21.0	21.0	21.0	21.0	20.2
-75°	13.2	13.2	13.2	14.0	14.0	14.9	14.9	14.9	14.0	14.0	14.9
-85°	7.9	7.9	10.5	10.5	11.4	19.3	26.3	29.8	30.7	31.6	32.4
-90°	0.0	0.0	0.0	0.0	0.0	0.0	0.0	0.0	0.0	0.0	0.0



REPORT NUMBER: P95372

CATALOG NUMBER: VFS-K-B20-7-LED-E1-MSR-SG

CANDELA DISTRIBUTION (continued):

	22.5°	25.5°	29°	33°	37.5°	42.5°	47.5°	55°	65°	75°	85°
90°	0.0	0.0	0.0	0.0	0.0	0.0	0.0	0.0	0.0	0.0	0.0
85°	32.4	32.4	33.3	33.3	33.3	33.3	33.3	33.3	34.2	34.2	34.2
75°	18.4	22.8	28.1	30.7	32.4	33.3	33.3	34.2	34.2	34.2	34.2
65°	19.3	18.4	18.4	21.0	25.4	30.7	33.3	34.2	34.2	34.2	34.2
55°	28.1	26.3	24.6	22.8	21.9	24.6	28.9	33.3	34.2	34.2	34.2
47.5°	38.6	35.1	32.4	28.1	25.4	23.7	25.4	31.6	34.2	34.2	34.2
42.5°	58.8	48.2	41.2	34.2	28.9	25.4	24.6	29.8	34.2	34.2	33.3
37.5°	136.8	98.2	66.6	46.5	35.1	28.1	24.6	28.1	34.2	34.2	33.3
33°	220.1	193.8	124.5	67.5	41.2	30.7	26.3	26.3	32.4	33.3	32.4
29°	608.6	404.3	207.0	116.6	60.5	36.0	27.2	25.4	31.6	32.4	31.6
25.5°	1031.3	688.4	401.6	161.4	85.1	41.2	28.1	24.6	30.7	31.6	31.6
22.5°	1496.1	1019.9	591.1	189.4	114.9	46.5	28.9	23.7	30.7	31.6	30.7
19.5°	1995.1	1425.9	835.7	209.6	151.7	53.5	29.8	23.7	29.8	30.7	29.8
17°	2382.7	1762.7	1061.1	220.1	184.2	59.6	30.7	22.8	28.9	30.7	29.8
15°	2647.5	2027.5	1247.9	590.2	192.9	64.0	31.6	21.9	28.1	29.8	29.8
13°	2871.1	2255.5	1429.4	678.8	200.8	68.4	32.4	21.9	28.1	28.9	28.9
11°	3069.3	2453.7	1601.3	765.6	207.0	73.7	32.4	21.9	27.2	28.9	28.9
9°	3231.6	2635.2	1754.8	846.3	211.3	78.0	33.3	21.0	27.2	28.1	28.9
7°	3347.3	2772.9	1878.4	916.4	214.9	80.7	33.3	21.0	26.3	28.1	28.9
5°	3433.3	2871.1	1974.0	971.7	217.5	83.3	34.2	21.0	26.3	28.1	28.9
3°	3499.9	2934.3	2042.4	1001.5	219.2	85.1	34.2	20.2	26.3	28.1	28.1
1°	3522.7	2978.1	2076.6	1021.7	220.1	86.8	34.2	20.2	25.4	27.2	28.1
0°	3530.6	2986.9	2079.3	1026.9	353.4	86.8	34.2	20.2	25.4	27.2	28.1
-1°	3529.7	2985.2	2073.1	1027.8	220.1	86.8	34.2	20.2	26.3	28.1	28.1
-3°	3510.4	2951.0	2045.9	1003.2	219.2	85.1	34.2	20.2	26.3	28.1	28.1
-5°	3449.9	2872.0	1980.2	969.0	217.5	82.4	33.3	21.0	26.3	28.1	28.1
-7°	3367.5	2763.3	1880.2	909.4	214.9	79.8	33.3	21.0	26.3	28.1	28.9
-9°	3244.7	2633.5	1752.2	837.5	211.3	76.3	33.3	21.0	26.3	28.1	28.9
-11°	3083.4	2465.1	1605.7	763.8	206.1	71.9	32.4	21.0	27.2	28.9	28.9
-13°	2882.5	2252.0	1430.3	675.3	199.9	66.6	31.6	21.9	27.2	28.9	28.9
-15°	2643.1	2009.1	1247.0	437.6	192.1	62.3	30.7	21.9	28.1	28.9	28.9
-17°	2369.5	1748.6	1058.5	385.0	175.4	57.0	30.7	22.8	28.1	29.8	28.9
-19.5°	1969.6	1400.5	828.7	207.8	149.1	51.7	29.8	22.8	28.9	29.8	29.8
-22.5°	1469.8	1009.4	586.7	186.8	112.3	45.6	28.9	23.7	29.8	30.7	29.8
-25.5°	1002.4	677.0	392.9	157.9	82.4	40.3	28.1	24.6	30.7	31.6	30.7
-29°	586.7	397.3	199.1	112.3	58.8	35.1	27.2	25.4	31.6	32.4	31.6
-33°	217.5	189.4	118.4	64.9	41.2	30.7	26.3	26.3	32.4	33.3	32.4
-37.5°	128.9	93.0	64.0	45.6	35.1	28.1	25.4	28.1	34.2	33.3	32.4
-42.5°	57.0	47.4	41.2	35.1	29.8	25.4	24.6	29.8	34.2	34.2	33.3
-47.5°	38.6	36.0	32.4	28.9	25.4	23.7	25.4	32.4	35.1	34.2	34.2
-55°	28.1	26.3	24.6	22.8	21.9	24.6	28.9	34.2	35.1	34.2	34.2
-65°	19.3	18.4	19.3	21.0	25.4	30.7	33.3	35.1	35.1	34.2	34.2
-75°	19.3	23.7	28.9	31.6	33.3	34.2	34.2	35.1	34.2	34.2	34.2
-85°	33.3	33.3	33.3	33.3	34.2	34.2	34.2	34.2	34.2	34.2	34.2
-90°	0.0	0.0	0.0	0.0	0.0	0.0	0.0	0.0	0.0	0.0	0.0



REPORT NUMBER: P95372

CATALOG NUMBER: VFS-K-B20-7-LED-E1-MSR-SG

CANDELA DISTRIBUTION (continued):

	90°
90°	0.0
85°	0.0
75°	0.0
65°	0.0
55°	0.0
47.5°	0.0
42.5°	0.0
37.5°	0.0
33°	0.0
29°	0.0
25.5°	0.0
22.5°	0.0
19.5°	0.0
17°	0.0
15°	0.0
13°	0.0
11°	0.0
9°	0.0
7°	0.0
5°	0.0
3°	0.0
1°	0.0
0°	0.0
-1°	0.0
-3°	0.0
-5°	0.0
-7°	0.0
-9°	0.0
-11°	0.0
-13°	0.0
-15°	0.0
-17°	0.0
-19.5°	0.0
-22.5°	0.0
-25.5°	0.0
-29°	0.0
-33°	0.0
-37.5°	0.0
-42.5°	0.0
-47.5°	0.0
-55°	0.0
-65°	0.0
-75°	0.0
-85°	0.0
-90°	0.0

(END OF REPORT)